

# PROTEIN SYNTHESIS: TRANSLATION.

CODON<sub>B</sub> - Purple

ANTICODON<sub>D</sub> - Orange

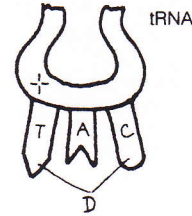

Ribosome

SMALL SUBUNIT<sub>E</sub> - Yellow-green

LARGE SUBUNIT<sub>F</sub> - Red-orange

P SITE<sub>H</sub> - Yellow

A SITE<sub>I</sub> - Green



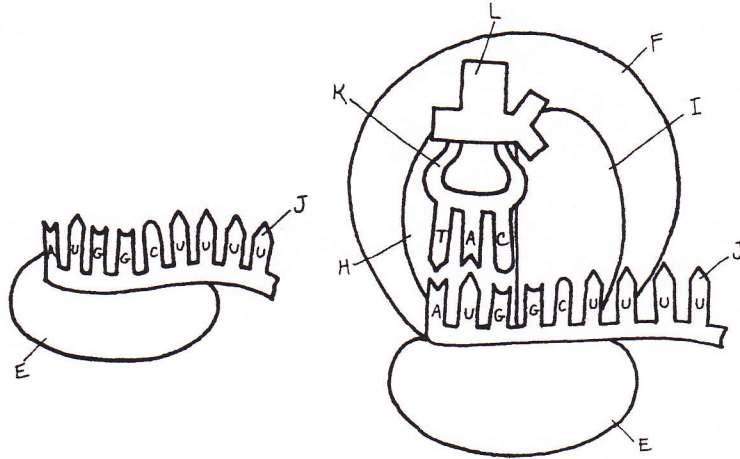
Phases of Translation

Initiation

mRNA<sub>J</sub> - Black

tRNA<sub>K</sub> - Brown

METHIONINE<sub>L</sub> - Lt. Blue



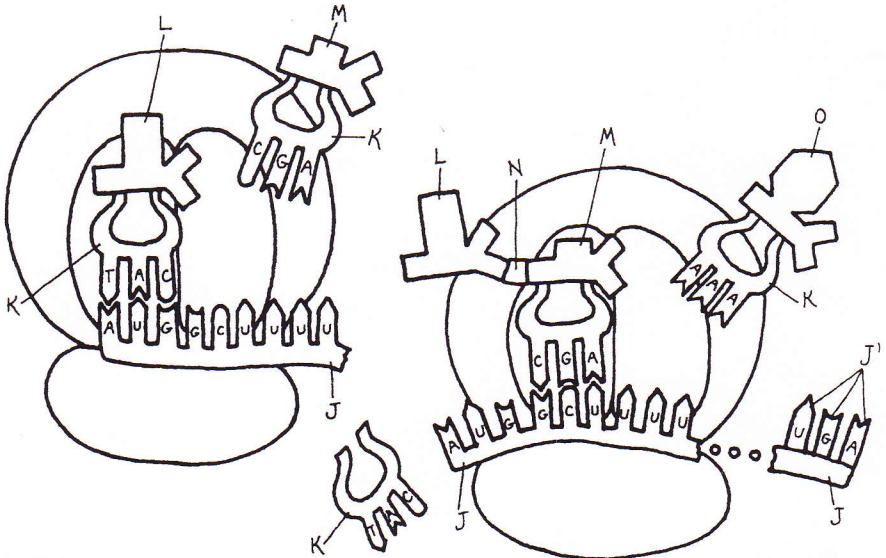
Elongation

ALANINE<sub>M</sub> - Lt. Purple

PEPTIDE BOND<sub>N</sub> - Red

PHENYLALANINE<sub>O</sub> - Blue

STOP CODON<sub>J1</sub> - White



Termination

RELEASE FACTOR<sub>P</sub> - Pink

